

David and Goliath

1 Samuel 17

Directions


1. Print pages 2 and 3 of this file.
2. Cut out the windows and fold back the paper.
3. Put both sheets of paper together to create a window story board. Each part of the story is revealed by opening one of the windows.

About this project

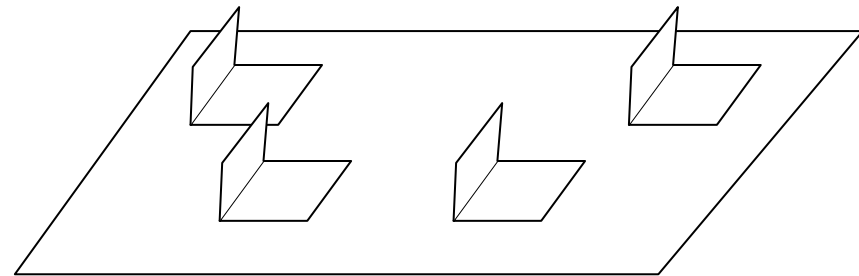
This document is the creative work of Shad David Sluiter and retains all copyrights. Permission is granted to print, distribute

and teach using this document for non-profit purposes. It may not be sold.

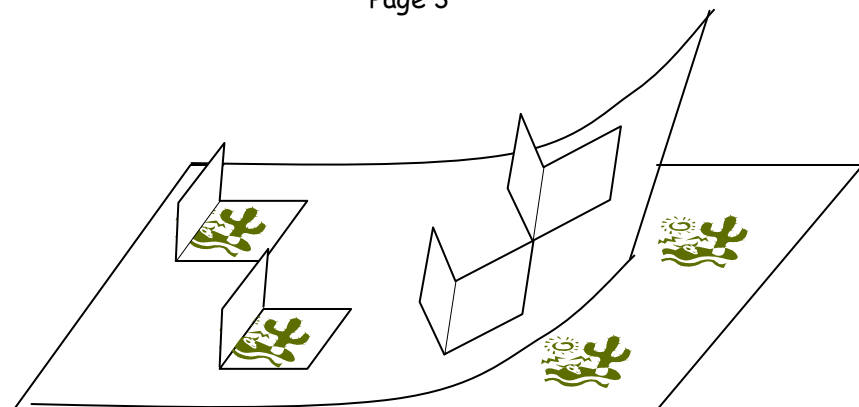
This document and many other Sunday school teaching ideas can be downloaded from www.GospelHall.org



Page 2



Page 3



David and Goliath

1 Samuel 17

